

How TychoNova Software Has Accurately Predicted Major Shifts In Bitcoin (2017-Present)



Anthony Kolton

President and CEO


Prognos Predictive Analytics, LLC

tkolton@prognosanalytics.com

312-925-7316

With the global markets experiencing major shifts on a frequent basis, careful analysis and up to the minute data are required for putting the optimal positions in place, both in avoiding losses and capitalizing on growth. Bitcoin and cryptocurrencies can be especially volatile, with common moves of 5%, 10%, 15% and more on a daily basis, thus requiring specialized knowledge and monitoring for the dramatic rises and subsequent pullbacks. Successfully catching these moves in advance is described further on the following pages in a series of screenshots and alert emails sent out to clients and partners from 2017 to present.

We at Prognos Predictive Analytics, LLC have such a tool to give you a major advantage in trading Bitcoin and other cryptocurrencies, along with futures, commodities and equities. Our innovative **TychoNova** research software applies 6 indicators in a new and proprietary way that scores cryptocurrencies daily and delivers up-to-the-minute analysis, providing an essential tool for traders and risk managers across markets. TychoNova calculates a T-Score, which is a single number that summarizes the Analysis Window using specified weights for different days and different indicators. Positive and rising T-Scores are indicative of upward price pressure and conversely negative and falling T-Scores are indicative of a downward trend in price. T-Scores range from -100 (most bearish) to +100 (most bullish). We also use colors in a unique way to rate the bullishness (with green and dark green) and bearishness (with red and maroon), so you can quickly decipher how the market is developing with just one glance.



Developed specifically with the crypto, futures and equities markets in mind, leveraging decades of firsthand experience in trading and the fintech industry by Prognos Analytics' founders (Anthony Kolton, Founder of Logical Information Machines (LIM) and its Market Information Machine, which was acquired by Morningstar for \$58M).



Specialized indicators tuned to detect market shifts in advance of the major moves developed through firsthand trading, backtesting and machine learning.



Easy to use interface and API that provides essential tool for both traders and risk managers and can be accessed via secure access from any device.

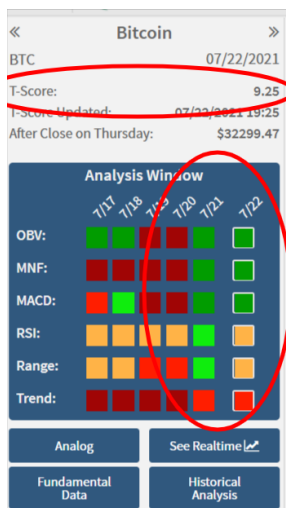


Robust tool that allows for daily and intraday analysis of the markets, condensing hours of research into a straightforward numerical score and color system.



Provides real-time analysis of equities, futures, commodities and crypto, allowing users to monitor multiple market trends simultaneously utilizing the same quantitative scoring and color system.

Below are two examples of how our modified indicators work. Note the significant shift to dark green (very bullish) boxes leading up to the event and the computed T-Score rising for the preceding 3 days, indicating the major move up was highly probable. In this case it was BTC holding and surpassing the \$30k level. TychoNova provided advanced notice of the bullishness heading up to \$40k. Once the \$40k mark was reached, the T-Score remained bullish and BTC continued to climb soaring past the threshold.



Date	T-Score	BTC Price
8/10/2021	42.08	\$45,178
8/9/2021	46.5	\$46,365
8/8/2021	21.25	\$43,798
8/7/2021	47.5	\$44,556
8/6/2021	35.25	\$42,817
8/5/2021	16.75	\$40,870

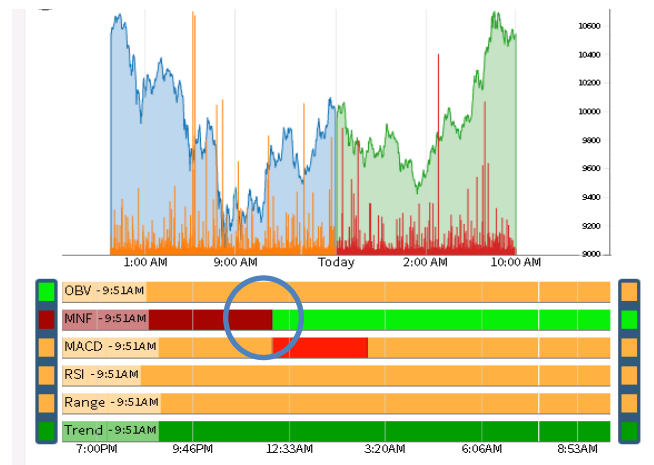
↑ Bullish, Positive T-Score – BTC Price Rise

For groups interested in intraday monitoring, **TychoNova** has created a Watchlist feature, where you can see a Realtime T-Score. With this it will give you a realtime outlook in which way the prices are headed and give you the numerical T-Score that is calculated with the most up-to-date intraday data (rather than the regular T-Score which is a fixed number for the day taking into account all past days data, not including today's latest intraday).

The Watchlist graph itself is broken into two colors, blue and green. Blue is yesterday's price chart and green is today's. Volume is indicated on the graph as orange vertical lines for yesterday and red vertical lines for today. Time is the X axis of the price graph and price is the Y axis. The indicators, displayed as horizontal colored bars, are changing based on the live feed, and the user may put their mouse on a section of the horizontal indicator bar(s) to view the time and color of the indicator at that specific time in the day.

Illustrated here is the intraday view. Note the Money Flow (MNF) shift from very bearish (maroon) to the bullish (green) in the late evening and the subsequent positive climb in the price.

Our unique product is built upon a new age approach to using these modified indicators in a very novel way. TychoNova allows for robust daily and intraday analysis and can provide a strong analytical tool for pinpointing shifts in the market in advance. Its easy-to-use interface provides convenient display of information that could require many hours of research.



From: **Tony Kolton** <tkolton@prognosanalytics.com>
Date: Thu, Dec 7, 2017 at 10:07 AM
Subject: Re: Still very bullish. Nothing but green (see attached)
To: John Burbank <John@passportcapital.com>

18000

On Thu, Dec 7, 2017 at 9:50 AM, John Burbank <John@passportcapital.com> wrote:

What price do you see at year end?

PASSPORT CAPITAL

One Market Street
Steuart Tower, Suite 2200
San Francisco, CA 94105
www.passportcapital.com

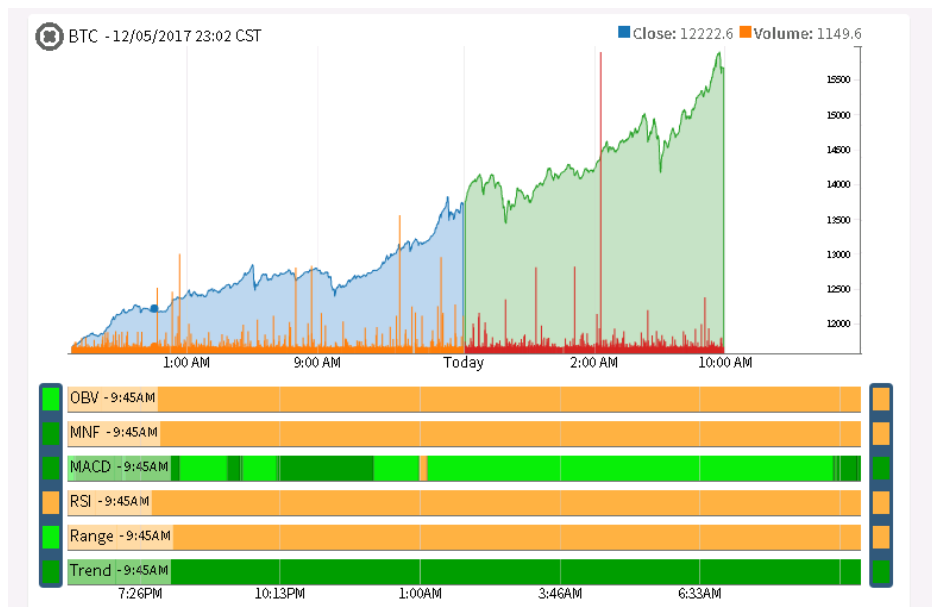
John Burbank

Tel [415-321-4601](tel:415-321-4601)

Fax [415-321-4620](tel:415-321-4620)

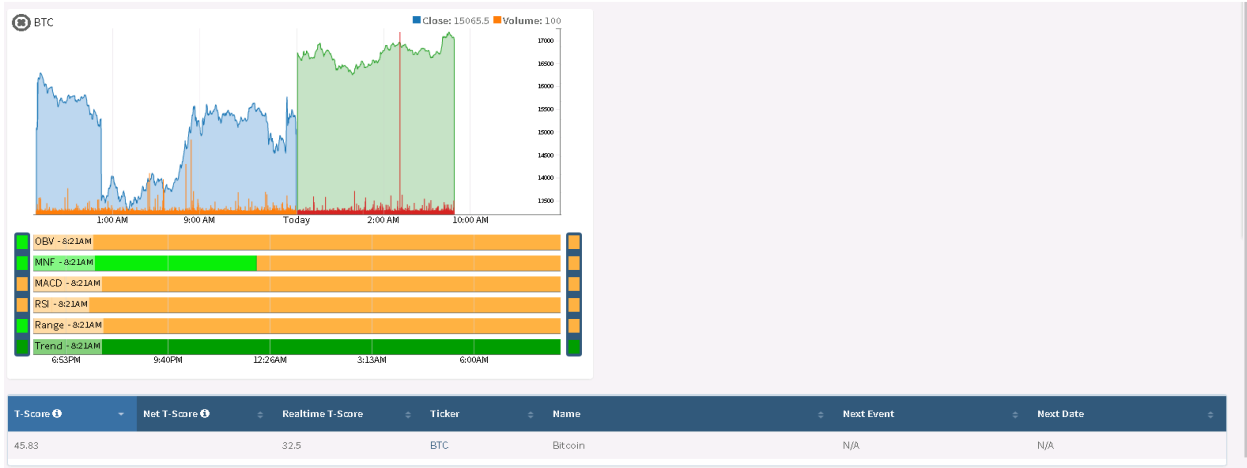
John@passportcapital.com

From: Tony Kolton [mailto:tkolton@prognosanalytics.com]
Sent: Thursday, December 07, 2017 7:48 AM
To: John Burbank; Michael Sullivan
Subject: Still very bullish. Nothing but green (see attached)



From: **Tony Kolton** <tkolton@prognosanalytics.com>
 Date: Tue, Dec 12, 2017 at 8:25 AM
 Subject: I expect a minor pullback in BTC as the score dropped from 45 to 33
 To: John Burbank <john@passportcapital.com>

A most of the indicators turned neutral (see attached)



From: **Tony Kolton** <tkolton@prognosanalytics.com>
 Date: Tue, Dec 12, 2017 at 9:47 AM
 Subject: By the way, I am short GOLD
 To: John Burbank <john@passportcapital.com>

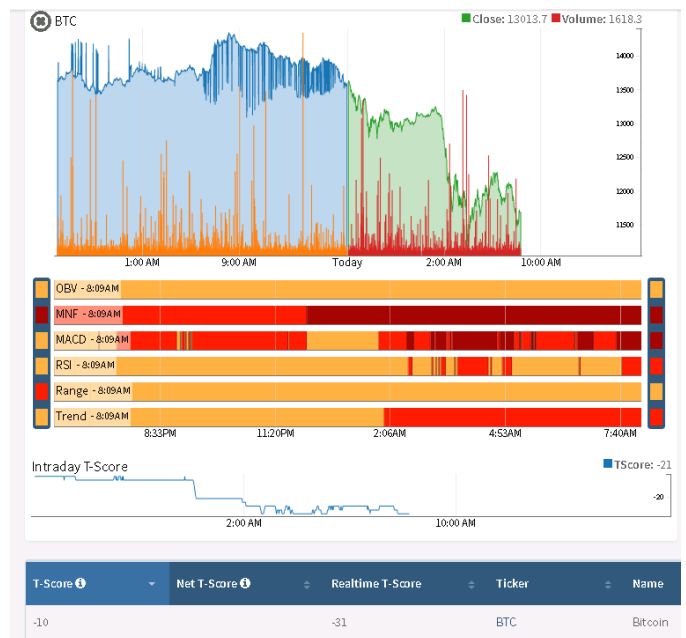
BTC will take over its usefulness!!

From: **Tony Kolton** <tkolton@prognosanalytics.com>
 Date: Tue, Jan 16, 2018 at 8:21 AM
 Subject: BTC now at -31 (see attached)
 To: John Burbank <john@passportcapital.com>

It has been negative since I saw you but now the score is even worse

watch money flow for a turn (on not) right now it is super bearish

BTC is at a critical point



From: **Tony Kolton** <tkolton@prognosanalytics.com>
Date: Wed, Jul 18, 2018 at 4:22 PM
Subject: I was right,,,,,,
To: Matthew Everett <meverett@passportcapital.com>, John Burbank <john@passportcapital.com>

,,,,,about BTC having to retest \$6500 and then saying to go long!

Date: Wed, Dec 9, 2020 at 1:58 PM
Subject: Prognos Predicted Last Friday's Big Move Down

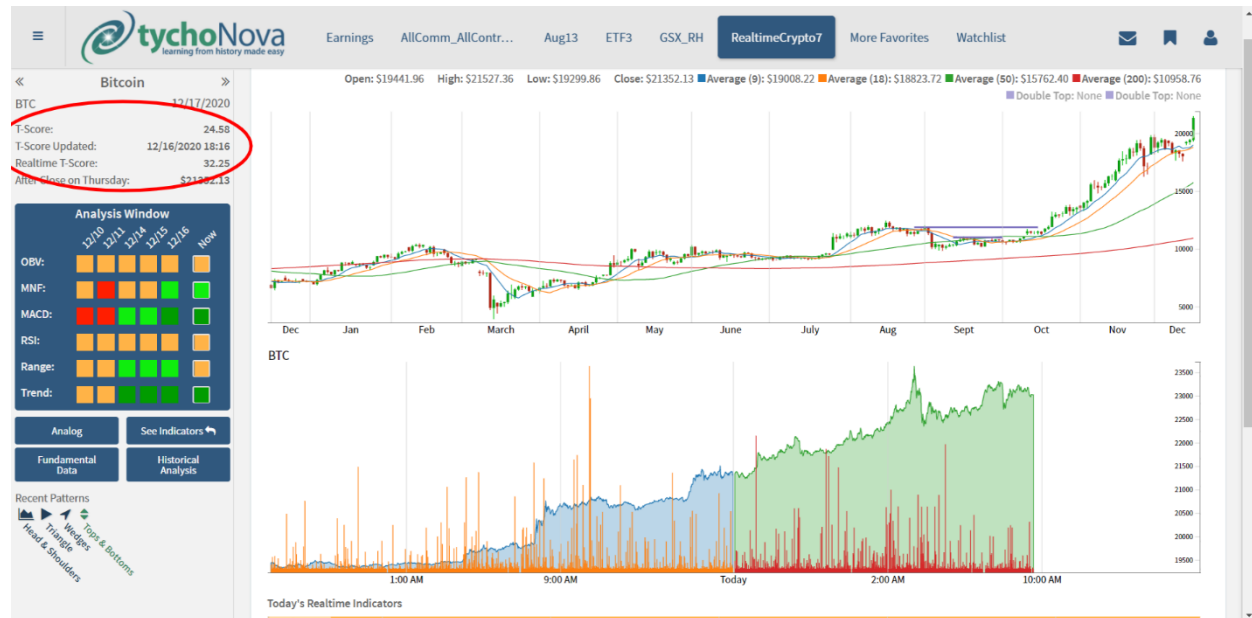
Below is an example on how our modified indicators work. Note the 3 red warning boxes that showed up on Thursday, December 4th, which would have warned you a drop was probable on Friday, December 5th.



Date: Thu, Dec 17, 2020 at 9:51 AM

Subject: Prognos Foresaw Today's Major Move Up

Below is an example on how our modified indicators work. Note the significant amount of green (bullish) boxes leading up to today and the computed T-Score rising for the past 3 days, indicating the major move up was highly probable.



From: **Tony Kolton** <tkolton@prognosanalytics.com>

Date: Thu, Aug 12, 2021 at 10:31 AM

Subject: Re: NEW AND IMPROVED RESEARCH TOOL TO PREDICT BITCOIN MOVES
MAKES SOME GREAT CALLS

To: John Burbank <John@passportcapital.com>

NEEDS TO CONSOLIDATE AND PULL BACK SLIGHTLY BEFORE MOVING HIGHER
ATTACHED IS A READ OUT AND DEPICTION OF THE INDICATORS

On Thu, Aug 12, 2021 at 6:53 AM John Burbank <John@passportcapital.com> wrote:

What's your prognosis on where BTC goes next?

From: **Tony Kolton** <tkolton@prognosanalytics.com>
Date: Fri, Oct 1, 2021 at 6:37 AM
Subject: huge buy signal in BTC Yesterday (see attached)

Every technical indicator (except trend) turned green yesterday and the T score improved by a dramatic 50 points!

The down trend should be reversed now



From: **Tony Kolton** <tkolton@prognosanalytics.com>

Date: Mon, Oct 11, 2021 at 5:24 AM

Subject: BIT COIN IS IN A SOLID UPTREND STILL WITH A T SCORE OF PLUS 21 SEE ATTACHED



From: **Tony Kolton** <tkolton@prognosanalytics.com>

Date: Fri, Oct 15, 2021 at 4:53 AM

Subject: BITCOIN T SCORE IS PLUS 25 VERY BULLISH STILL SEE ATTACHED

STAY LONG AND STRONG!



From: **Tony Kolton** <tkolton@prognosanalytics.com>
Date: Mon, Oct 18, 2021 at 4:40 AM
Subject: BTC AT A STILL BULLISH PLUS 24 T SCORE (SEE ATTACHED)

NO MAROON MONEY FLOW BOXES UPTREND REMAINS INTACT



From: **Tony Kolton** <tkolton@prognosanalytics.com>
Date: Fri, Jan 21, 2022 at 5:54 AM
Subject: BITCOIN TSCORE IS MINUS 6 SLIGHTLY BEARISH SEE ATTACHED

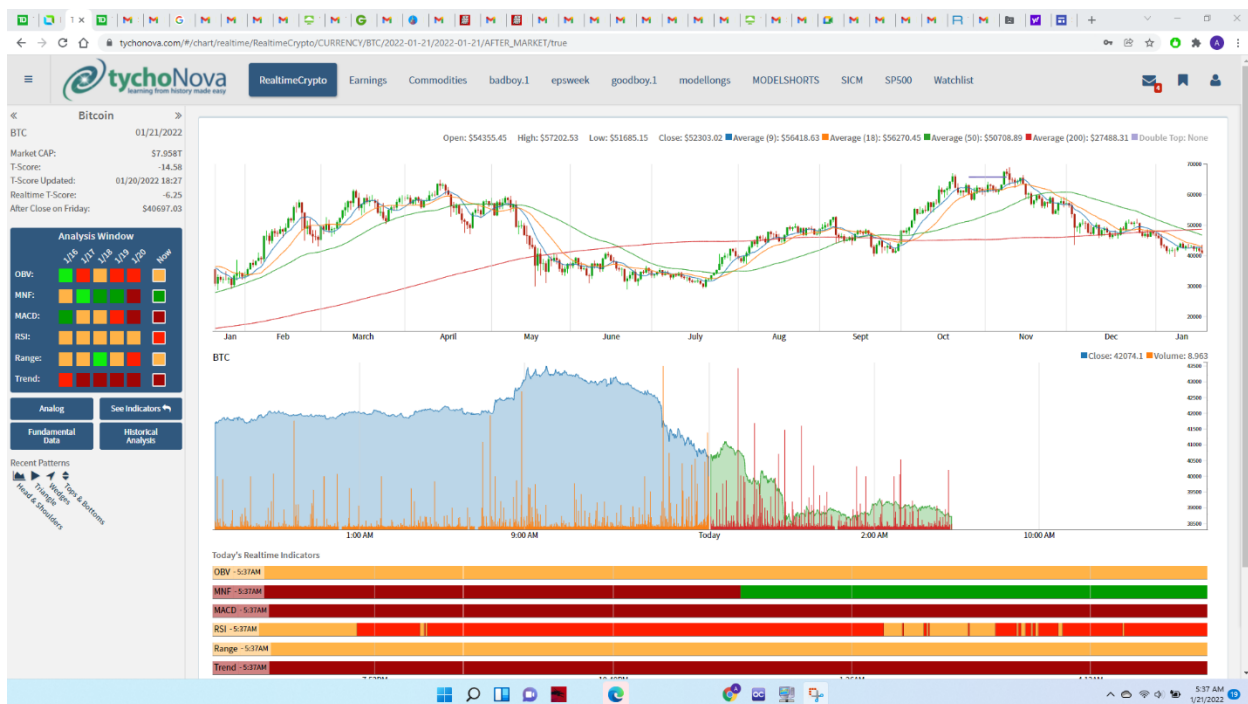
BTC MONEY FLOW TURNED A VERY BEARISH MAROON AROUND NOON YESTERDAY

THE NASDAQ MINI CRASH YESTERDAY HELPED DERAILED THE UP MOVE IN THE AM

BITCOIN HAS BECOME HIGHLY CORRELATED TO THE NASDAQ RECENTLY

HOWEVER, THE SMART MONEY IS BUYING THIS DIP RIGHT NOW AS MONEY FLOW IS GREEN

IN THE NEAR TERM I EXPECT BITCOIN TO TAKE THE LEAD OF THE NASDAQ WHICH IS CURRENTLY IN A SEVERE DOWNTREND



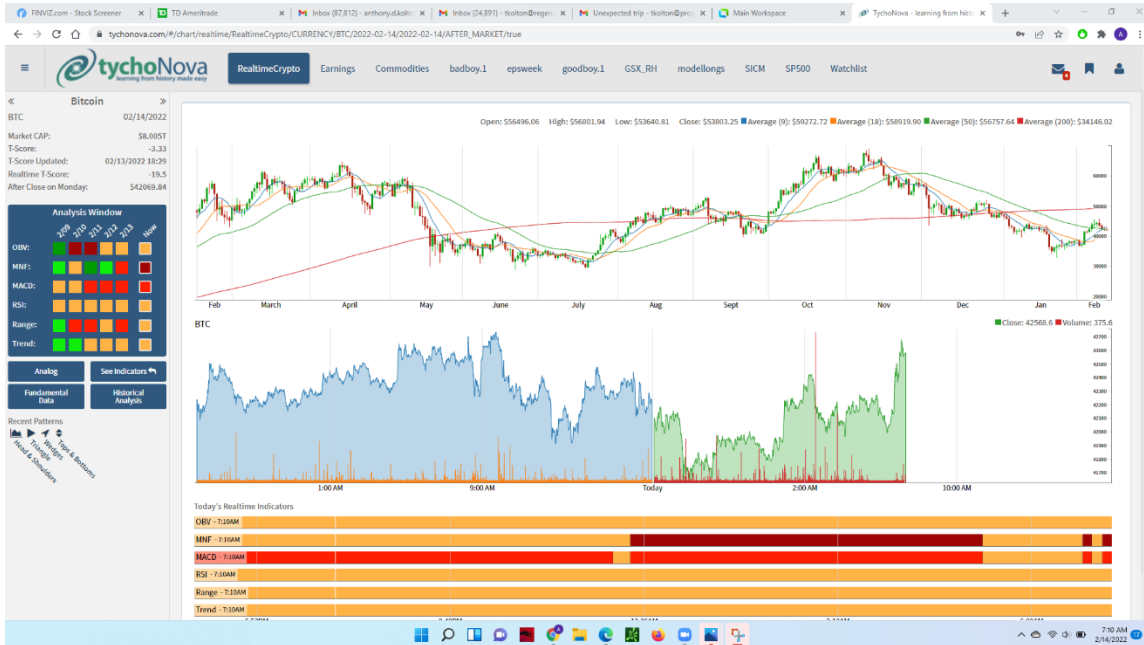
From: **Tony Kolton** <tkolton@prognosanalytics.com>

Date: Mon, Feb 14, 2022 at 7:56 AM

Subject: BITCOIN TSCORE IS MINUS 19 BEARISH SEE ATTACHED

THE FAILURE OF BITCOIN TO CLOSE ABOVE THE 45K AREA LENDS ITSELF THAT BTC IS MAKING A DOUBLE TOP (ALTHO SOMEWHAT IRREGULAR AND NOT PERFECT) AFTER TRADING AS LOW AS 32K

MONEY FLOW NEEDS TO BE WATCHED CLOSELY

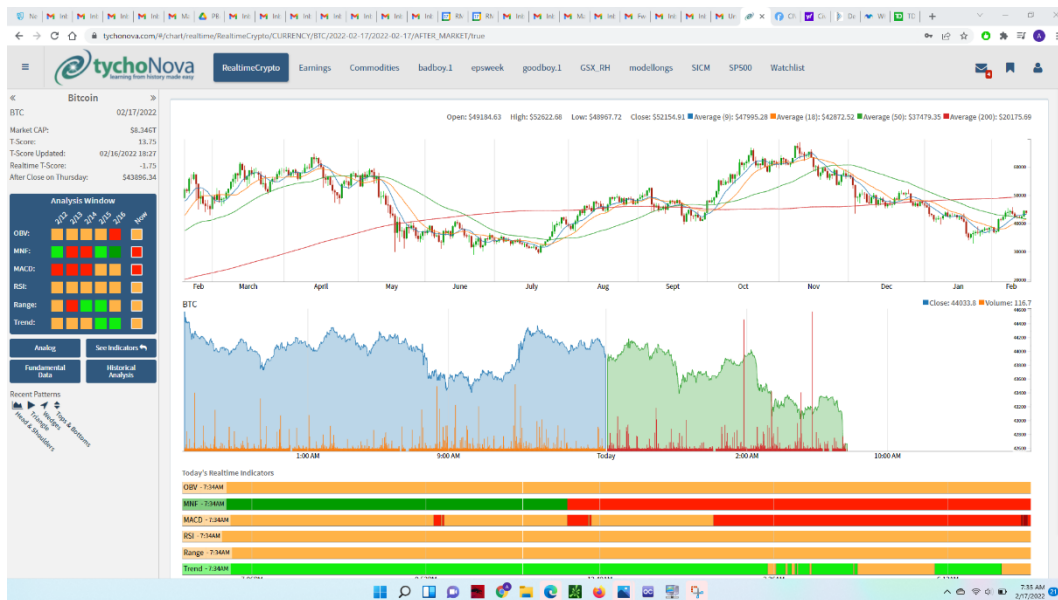


From: **Tony Kolton** <tkolton@prognosanalytics.com>

Date: Thu, Feb 17, 2022 at 7:39 AM

Subject: BTC TSCORE IS MINUS 2 NEUTRAL SEE ATTACHED

BTC IS DROPPING IN A RISK OFF ENVIRONMENT ITS FAILURE TO CLOSE ABOVE 45K IS BEARISH



From: **Tony Kolton** <tkolton@prognosanalytics.com>

Date: Tue, Feb 22, 2022 at 4:05 AM

Subject: BITCOIN TSCORE IS MINUS 49 EXTREMELY BEARISH SEE ATTACHED

HOWEVER WHEN A T SCORE BECOMES SO NEGATIVE IT INDICATES THAT BITCOIN IS OVERSOLD

I AM LOOKING FOR A RALLY SOON LATER THIS WEEK

